

Question 1(a) [3 marks]

Define Software and explain its characteristics.

Answer:

Software is a collection of programs, instructions, and documentation that performs tasks on a computer system.

Key Characteristics:

Characteristic	Description
Intangible	Cannot be touched physically
Logical	Created through systematic approach
Manufactured	Developed, not produced traditionally
Complex	Has intricate internal structure

Mnemonic: "In Logic, Manufacturing Creates" (Intangible, Logical, Manufactured, Complex)

Question 1(b) [4 marks]

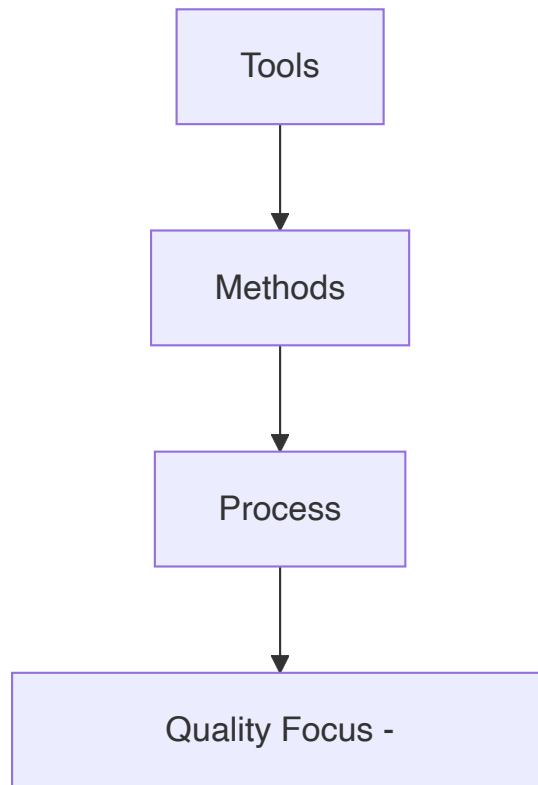
Write a note on Software engineering – A layered technology.

Answer:

Software engineering is structured as a layered technology with each layer supporting the next.

Layered Structure:

Layer	Purpose	Description
Quality Focus	Foundation	Emphasis on delivering quality products
Process	Framework	Defines how software development is done
Methods	Techniques	Specific ways to perform activities
Tools	Automation	Software that supports methods



Mnemonic: "Tools Make Process Quality" (Tools, Methods, Process, Quality)

Question 1(c) [7 marks]

Explain Software Process framework and umbrella activities.

Answer:

Software Process Framework provides structure for software development with core activities and umbrella activities.

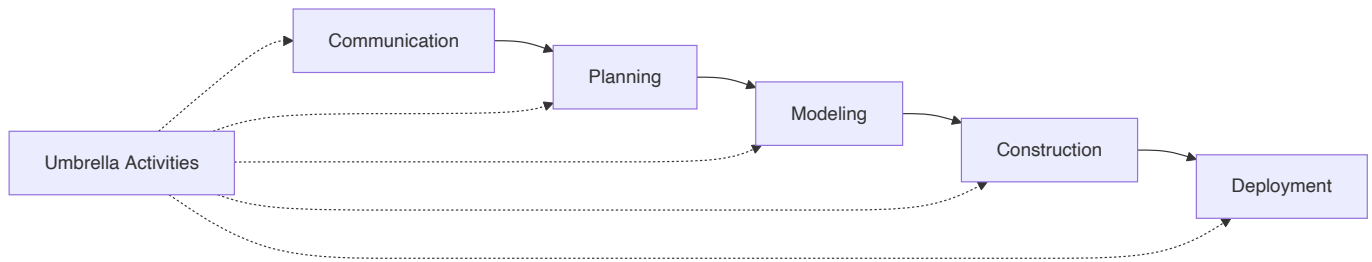
Framework Activities:

Activity	Purpose	Key Tasks
Communication	Understand requirements	Stakeholder interaction, requirement gathering
Planning	Create roadmap	Estimation, scheduling, risk assessment
Modeling	Create blueprints	Analysis and design models
Construction	Build software	Coding and testing
Deployment	Deliver to users	Installation, support, feedback

Umbrella Activities:

- **Software project tracking:** Monitor progress and control quality
- **Risk management:** Identify and mitigate potential problems

- **Quality assurance:** Ensure standards are met
- **Configuration management:** Control changes systematically
- **Work product preparation:** Create deliverable documents



Mnemonic: "Can People Model Construction Daily" + "Track Risk Quality Configuration Work"

Question 1(c OR) [7 marks]

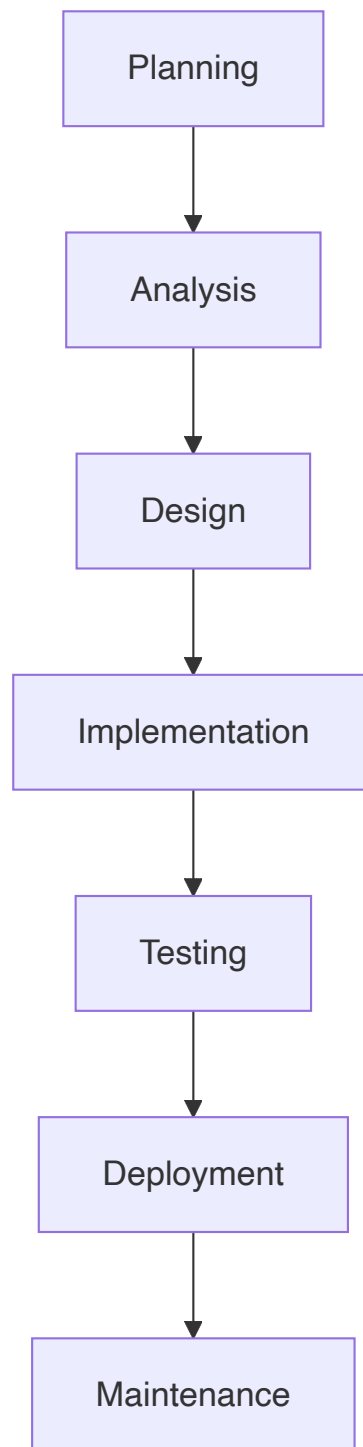
Define SDLC and explain each phase.

Answer:

SDLC (Software Development Life Cycle) is a systematic process for developing software applications.

SDLC Phases:

Phase	Purpose	Key Activities	Deliverables
Planning	Define scope	Feasibility study, resource allocation	Project plan
Analysis	Gather requirements	Requirement collection, documentation	SRS document
Design	Create architecture	System design, database design	Design documents
Implementation	Write code	Programming, unit testing	Source code
Testing	Verify quality	System testing, bug fixing	Test reports
Deployment	Release software	Installation, user training	Live system
Maintenance	Ongoing support	Bug fixes, enhancements	Updated system



Mnemonic: "Please Analyze Design Implementation Testing Deployment Maintenance"

Question 2(a) [3 marks]

Describe advantage disadvantage of prototype model.

Answer:

Prototype Model Analysis:

Advantages	Disadvantages
Early feedback from users	Time consuming development process
Reduced risk of failure	Cost increase due to iterations
Better understanding of requirements	Scope creep may occur

Mnemonic: "Early Reduced Better" vs "Time Cost Scope"

Question 2(b) [4 marks]

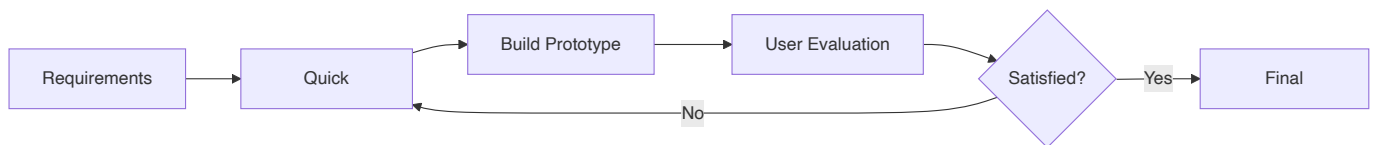
Explain Prototyping Model and justify when to use with example.

Answer:

Prototyping Model creates working model of software early in development process.

When to Use:

Situation	Example	Justification
Unclear requirements	Online shopping cart	User interface needs refinement
New technology	Mobile banking app	Feasibility testing required
User interaction critical	Gaming application	User experience validation needed



Mnemonic: "Requirements Quick Build User Satisfied Final"

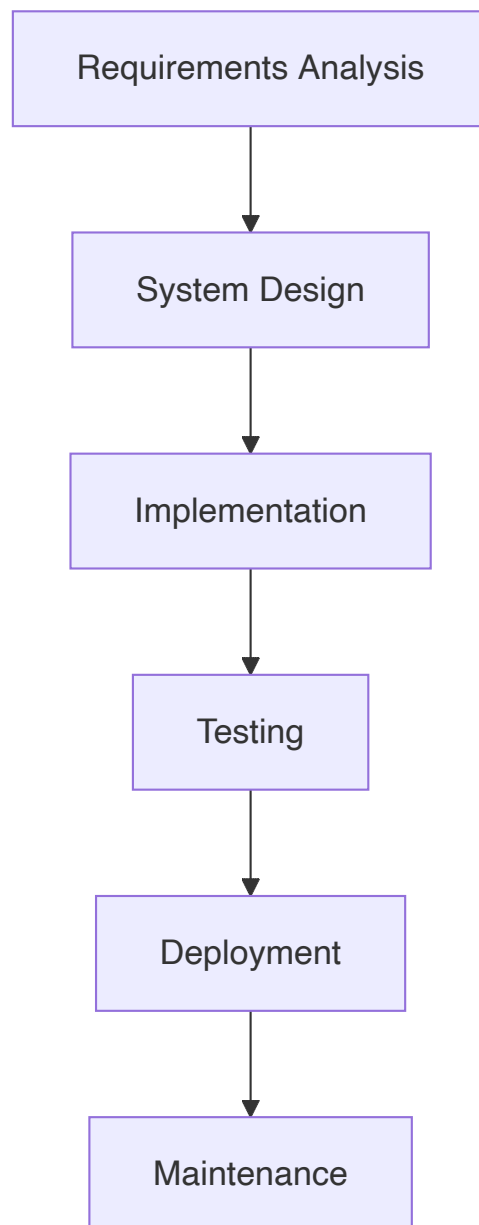
Question 2(c) [7 marks]

Sketch and discuss (I) Waterfall model & (II) Incremental Model.

Answer:

(I) Waterfall Model:

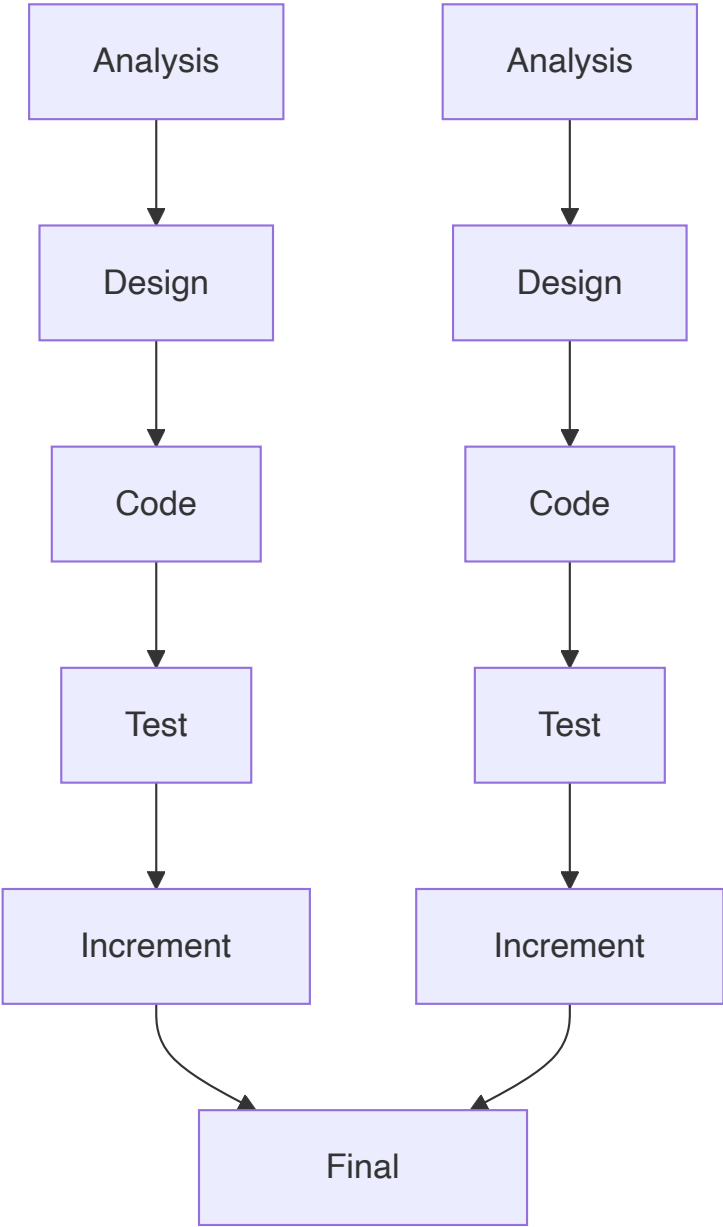
Linear sequential approach where each phase must complete before next begins.



Characteristics	Description
Sequential	One phase at a time
Documentation driven	Heavy documentation
Suitable for	Well-defined requirements

(II) Incremental Model:

Development in small increments with each increment adding functionality.



Feature	Waterfall	Incremental
Flexibility	Low	High
Risk	High	Low
Delivery	End of project	Multiple deliveries

Mnemonic: "Water Falls Once, Increments Build Multiple"

Question 2(a OR) [3 marks]

Describe advantage and disadvantage of Incremental Model.

Answer:

Incremental Model Analysis:

Advantages	Disadvantages
Early delivery of working software	Total cost may be higher
Easier testing of small increments	System architecture issues
Reduced risk through early feedback	Management complexity increases

Mnemonic: "Early Easier Reduced" vs "Total System Management"

Question 2(b OR) [4 marks]

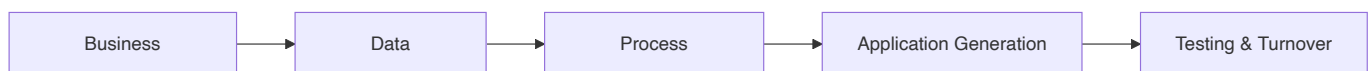
Write concept of Rapid Application Development (RAD) and explain it.

Answer:

RAD emphasizes rapid prototyping and quick feedback over planning and testing.

RAD Components:

Phase	Duration	Activities	Output
Business Modeling	Short	Define information flow	Business requirements
Data Modeling	Short	Define data objects	Data models
Process Modeling	Short	Define processing functions	Process descriptions
Application Generation	Short	Use tools to create	Working application
Testing & Turnover	Short	Test and deliver	Final system



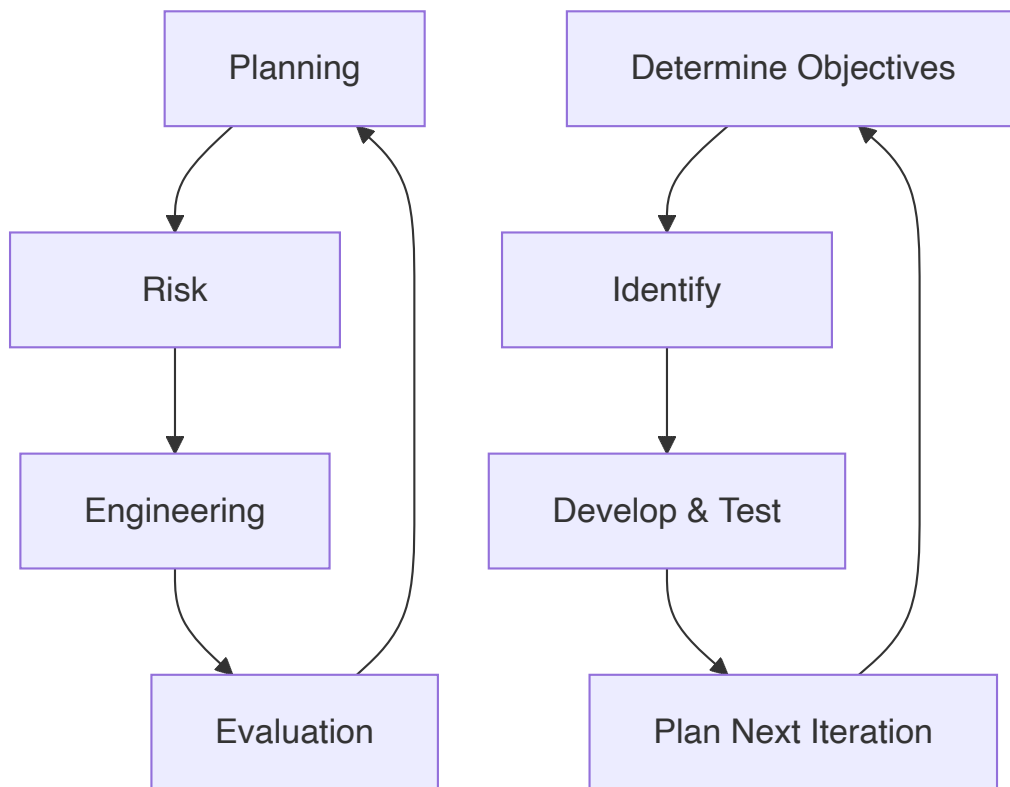
Mnemonic: "Business Data Process Application Testing"

Question 2(c OR) [7 marks]

Design and describe Spiral Model and give advantage and disadvantage.

Answer:

Spiral Model combines iterative development with systematic risk analysis.



Spiral Quadrants:

Quadrant	Activity	Purpose
Planning	Objective setting	Define requirements and constraints
Risk Analysis	Risk assessment	Identify and resolve risks
Engineering	Development	Build and test the product
Evaluation	Customer assessment	Evaluate results and plan next iteration

Advantages vs Disadvantages:

Advantages	Disadvantages
High risk projects handled well	Complex management required
Good for large applications	Expensive for small projects
Customer involved throughout	Risk analysis expertise needed

Mnemonic: "Plan Risk Engineer Evaluate" + "High Good Customer" vs "Complex Expensive Risk"

Question 3(a) [3 marks]

Illustrate importance of SRS

Answer:

SRS (Software Requirements Specification) is crucial foundation document for software development.

Importance Table:

Aspect	Importance	Benefit
Communication	Stakeholder understanding	Clear expectations
Contract	Legal agreement	Dispute resolution
Testing basis	Validation criteria	Quality assurance

Mnemonic: "Communication Contract Testing"

Question 3(b) [4 marks]

Specify characteristics of good & bad SRS

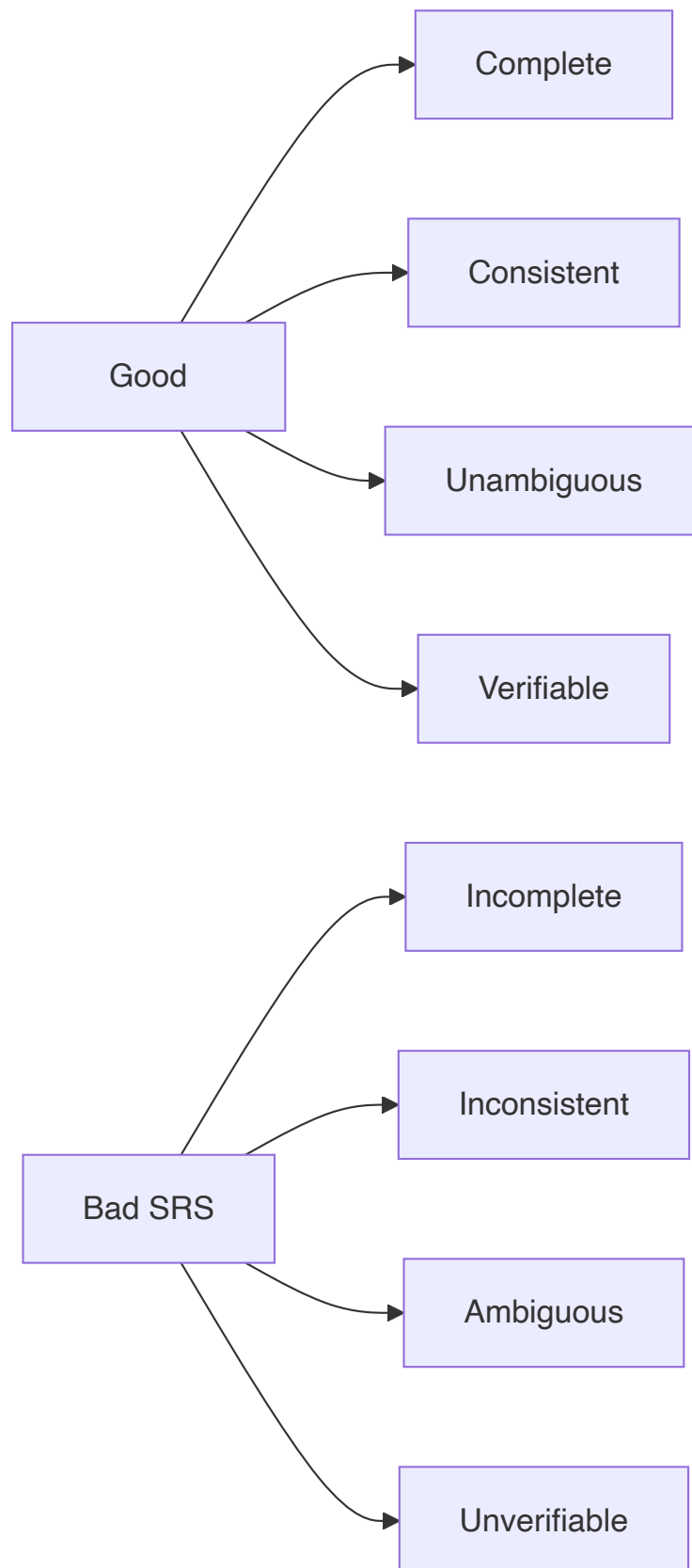
Answer:

SRS Quality Characteristics:

Good SRS	Bad SRS
Complete - All requirements covered	Incomplete - Missing requirements
Consistent - No contradictions	Inconsistent - Conflicting statements
Unambiguous - Clear meaning	Ambiguous - Multiple interpretations
Verifiable - Can be tested	Unverifiable - Cannot be validated

Additional Good Characteristics:

- **Modifiable:** Easy to change and maintain
- **Traceable:** Links to source and design



Mnemonic: "Complete Consistent Unambiguous Verifiable" vs "Incomplete Inconsistent Ambiguous Unverifiable"

Question 3(c) [7 marks]

Classify Types of Requirements in SRS

Answer:

Software requirements are classified into two main categories.

(i) Functional Requirements:

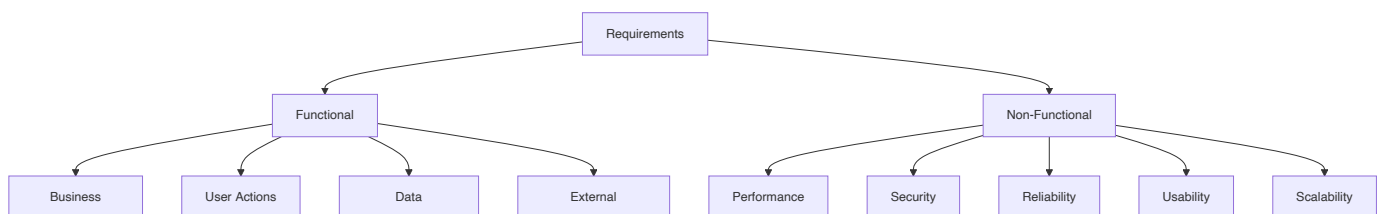
Define what the system should do - specific behaviors and functions.

Type	Description	Example
Business Rules	Core business logic	"Calculate tax based on income bracket"
User Actions	System responses	"Login with username/password"
Data Processing	Information handling	"Generate monthly sales report"
External Interfaces	System interactions	"Connect to payment gateway"

(ii) Non-functional Requirements:

Define how the system should perform - quality attributes and constraints.

Category	Requirement	Example	Measurement
Performance	Response time	"Page load < 3 seconds"	Time metrics
Security	Data protection	"Encrypt user passwords"	Security standards
Reliability	System uptime	"99.9% availability"	Failure rates
Usability	User experience	"Max 3 clicks to checkout"	User metrics
Scalability	Growth capacity	"Support 10,000 users"	Load capacity



Comparison Table:

Aspect	Functional	Non-Functional
Focus	What system does	How system performs
Testing	Black-box testing	Performance testing
Documentation	Use cases	Quality metrics

Mnemonic: "Functional = What, Non-Functional = How"

Question 3(a OR) [3 marks]

Describe skill to manage software projects

Answer:

Project management requires diverse skill set for successful software delivery.

Essential Skills:

Skill Category	Description	Application
Technical	Understanding technology	Architecture decisions
Leadership	Team motivation	Conflict resolution
Communication	Stakeholder interaction	Status reporting

Mnemonic: "Technical Leadership Communication"

Question 3(b OR) [4 marks]

Briefly give the Responsibility of software project Manager.

Answer:

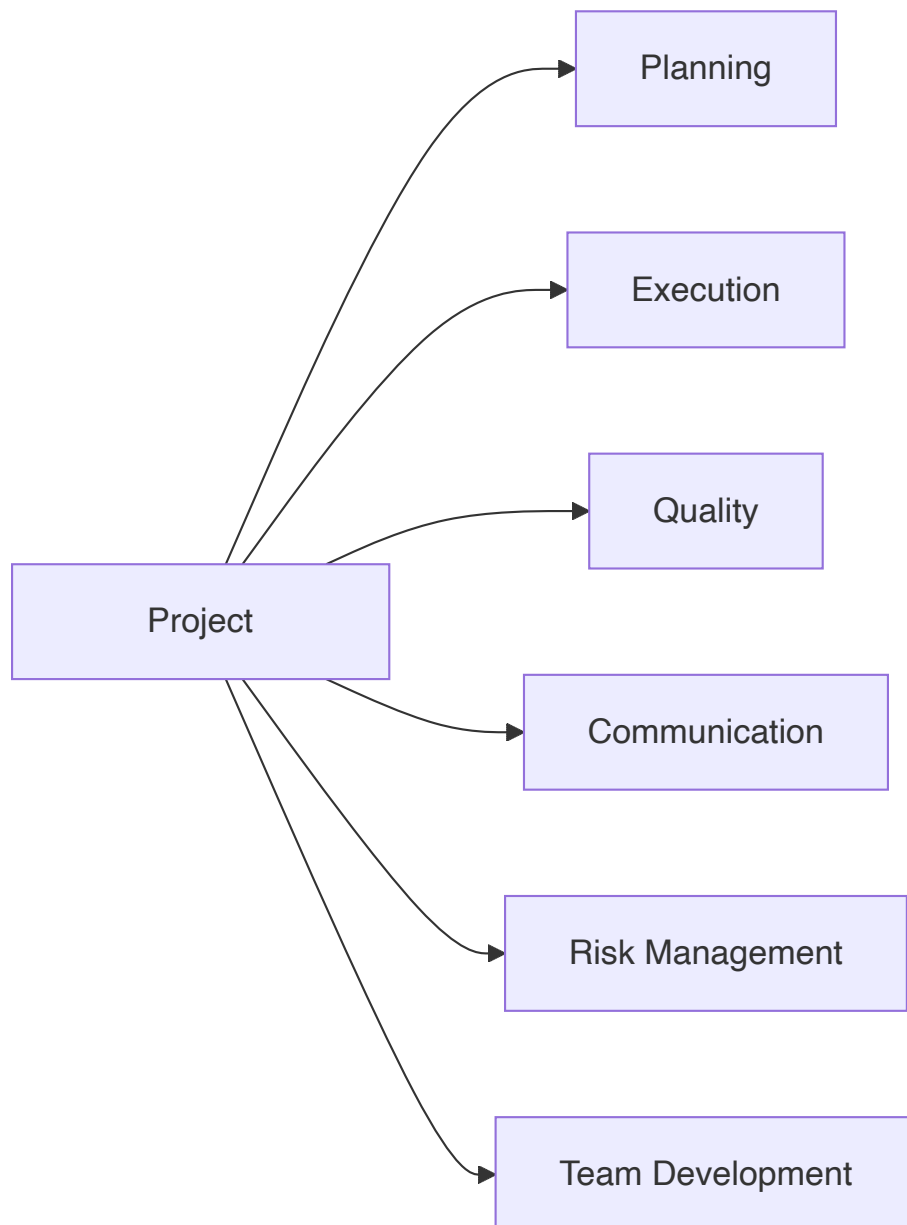
Software Project Manager oversees entire project lifecycle and ensures successful delivery.

Key Responsibilities:

Area	Responsibility	Activities
Planning	Project roadmap	Schedule, budget, resource allocation
Execution	Team coordination	Task assignment, progress monitoring
Quality	Standard compliance	Code reviews, testing oversight
Communication	Stakeholder updates	Status reports, risk communication

Additional Duties:

- **Risk Management:** Identify and mitigate project risks
- **Team Development:** Mentor team members and resolve conflicts



Mnemonic: "Plan Execute Quality Communicate Risk Team"

Question 3(c OR) [7 marks]

Compare PERT chart – Gantt chart side by side.

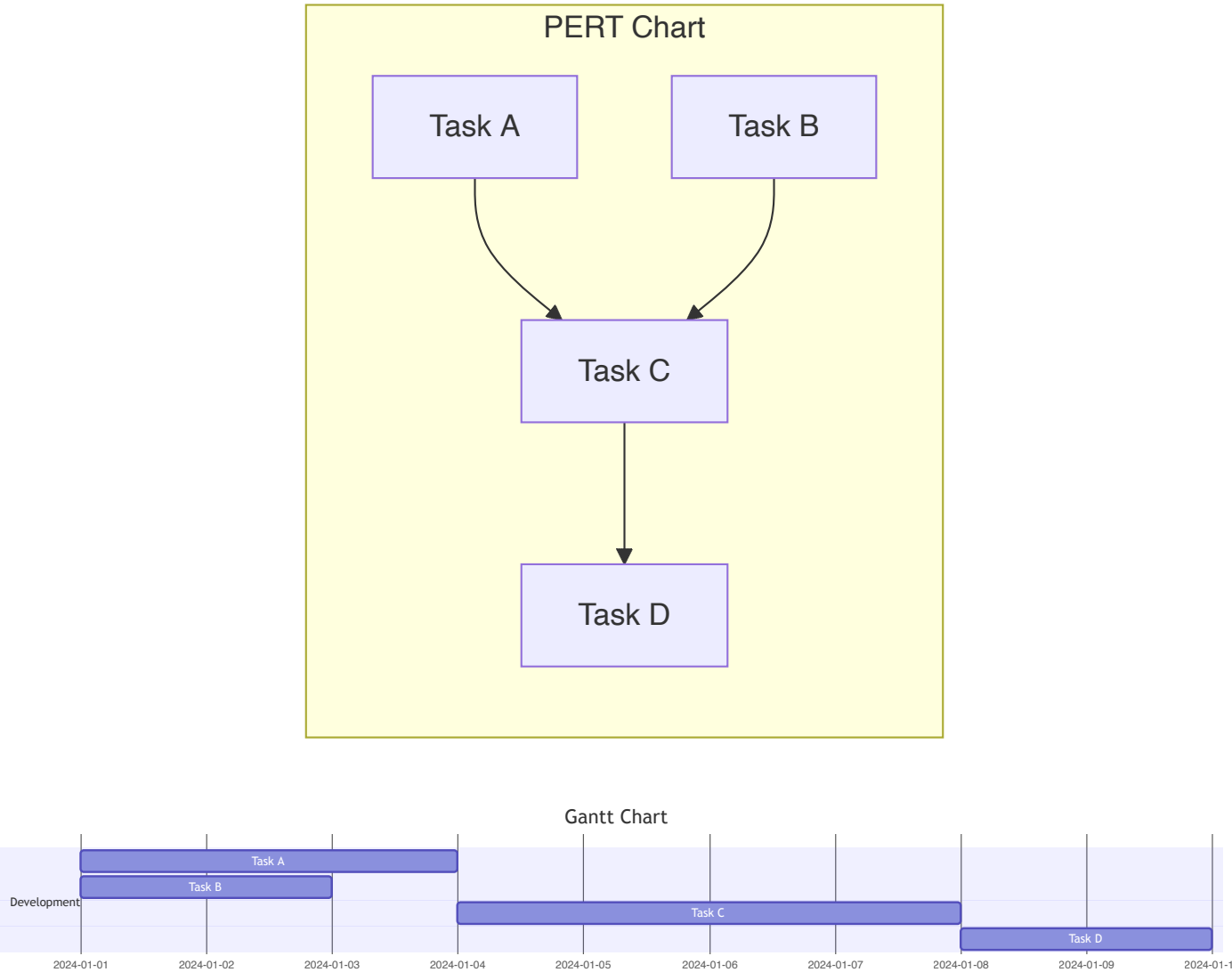
Answer:

Both charts are project management tools but serve different purposes and have distinct characteristics.

Detailed Comparison:

Aspect	PERT Chart	Gantt Chart
Purpose	Show task dependencies	Show project timeline
Structure	Network diagram	Bar chart
Focus	Critical path analysis	Schedule visualization
Time Display	Estimated durations	Actual dates
Dependencies	Explicit arrows	Implicit connections
Best For	Complex projects	Simple scheduling

Visual Representation:



When to Use:

Scenario	PERT	Gantt
Project Type	Research & Development	Construction, Software
Uncertainty	High uncertainty	Well-defined tasks
Audience	Technical team	Management, Clients

Advantages Comparison:

PERT Advantages	Gantt Advantages
Critical path identification	Easy to understand visually
Flexible timing estimates	Progress tracking capability
Risk analysis support	Resource allocation display

Mnemonic: "PERT = Path, Gantt = Bars"

Question 4(a) [3 marks]

Give steps of Project Monitoring and control process

Answer:

Project monitoring ensures project stays on track through systematic observation and corrective actions.

Monitoring Steps:

Step	Activity	Purpose
Track Progress	Measure actual vs planned	Identify deviations
Assess Quality	Review deliverables	Ensure standards
Take Action	Implement corrections	Maintain alignment

Mnemonic: "Track Assess Take"

Question 4(b) [4 marks]

Discuss i)Risk Assessment ii)Risk Mitigation

Answer:

(i) Risk Assessment:

Process of identifying and evaluating potential project risks.

Assessment Type	Method	Output
Risk Identification	Brainstorming, checklists	Risk list
Risk Analysis	Probability × Impact	Risk priority
Risk Evaluation	Risk matrix	Action priorities

(ii) Risk Mitigation:

Strategies to reduce risk impact and probability.

Strategy	Description	Example
Avoidance	Eliminate risk source	Change technology
Reduction	Minimize impact	Add testing
Transfer	Shift risk to others	Insurance, outsourcing
Acceptance	Live with risk	Contingency planning

Mnemonic: "Avoid Reduce Transfer Accept"

Question 4(c) [7 marks]

Define project risk and how Manage Risk Management it.

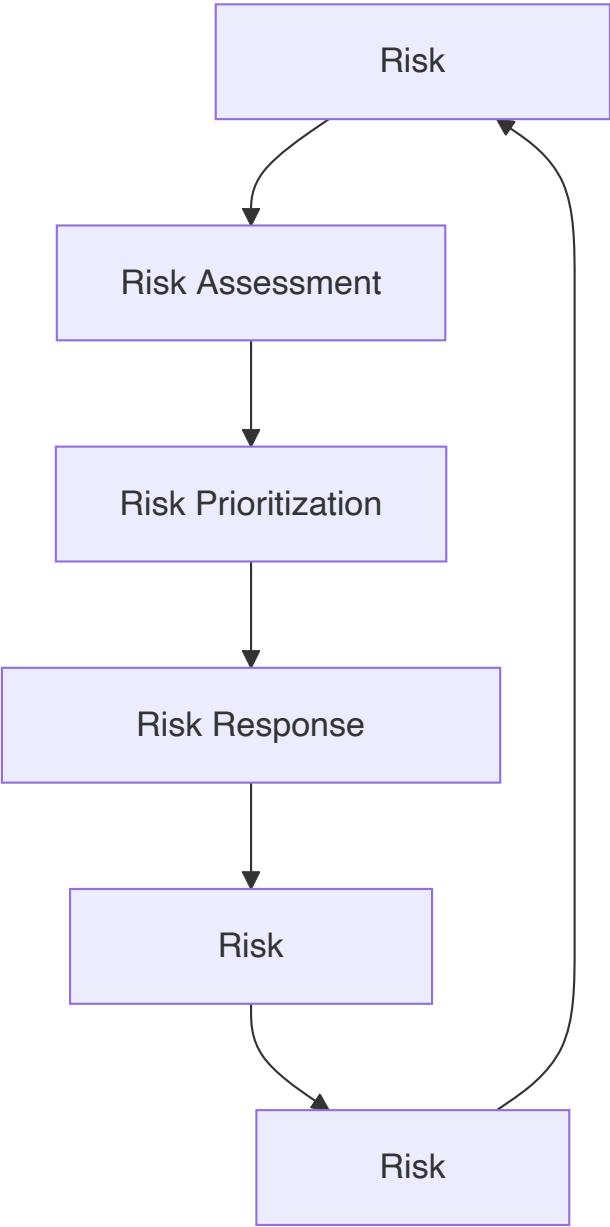
Answer:

Project Risk is an uncertain event that, if occurs, has positive or negative effect on project objectives.

Risk Characteristics:

Characteristic	Description	Example
Uncertainty	May or may not occur	Technology failure
Impact	Affects project parameters	Cost, schedule, quality
Probability	Likelihood of occurrence	30% chance of delay

Risk Management Process:



Risk Management Steps:

Step	Activities	Tools	Output
Risk Identification	Brainstorming, interviews	Checklists, SWOT	Risk register
Risk Assessment	Probability and impact analysis	Risk matrix	Risk ratings
Risk Response	Develop mitigation strategies	Response templates	Action plans
Risk Monitoring	Track risk indicators	Dashboards	Status reports

Risk Categories:

Category	Examples	Mitigation Approach
Technical	Technology obsolescence	Proof of concept
Project	Resource unavailability	Resource planning
Business	Market changes	Stakeholder engagement
External	Regulatory changes	Legal consultation

Risk Response Strategies:

- **Negative Risks (Threats):** Avoid, Transfer, Mitigate, Accept
- **Positive Risks (Opportunities):** Exploit, Share, Enhance, Accept

Mnemonic: "Identify Assess Respond Monitor" + "Avoid Transfer Mitigate Accept"

Question 4(a OR) [3 marks]

Describe Software design process and explain Design methodologies.

Answer:

Software design transforms requirements into blueprint for implementation through systematic approach.

Design Process:

Phase	Activity	Output
Analysis	Understand requirements	Problem definition
Architecture	High-level structure	System architecture
Detailed Design	Component specification	Design documents

Mnemonic: "Analysis Architecture Detail"

Question 4(b OR) [4 marks]

Compare Cohesion and Coupling side by side.

Answer:

Both concepts measure module design quality but focus on different aspects.

Comprehensive Comparison:

Aspect	Cohesion	Coupling
Definition	Degree of relatedness within module	Degree of interdependence between modules
Goal	High cohesion desired	Low coupling desired
Focus	Internal module structure	Inter-module relationships
Quality Indicator	Stronger = Better	Weaker = Better

Types Comparison:

Cohesion Types (Best to Worst)	Coupling Types (Best to Worst)
Functional - Single purpose	Data - Simple data sharing
Sequential - Output→Input	Stamp - Data structure sharing
Communicational - Same data	Control - Control information
Procedural - Sequential execution	External - External dependencies
Temporal - Same time	Common - Global data
Logical - Similar functions	Content - Internal data access
Coincidental - No relation	

Impact on Design:

Factor	High Cohesion	Low Coupling
Maintainability	Easy to modify	Independent changes
Reusability	Self-contained modules	Flexible integration
Testing	Focused test cases	Isolated testing

Mnemonic: "Cohesion = Inside Strong, Coupling = Between Weak"

Question 4(c OR) [7 marks]

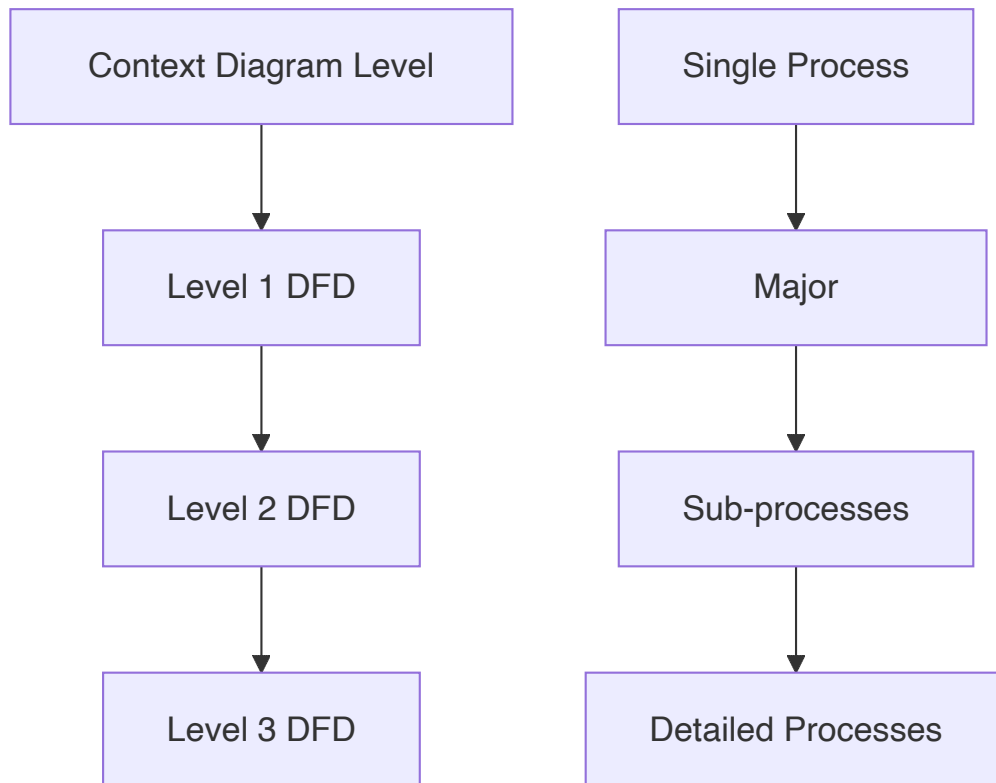
Sketch Data Flow Diagram with levels and explain.

Answer:

Data Flow Diagram (DFD) shows how data moves through system using graphical notation with multiple levels of detail.

DFD Symbols:

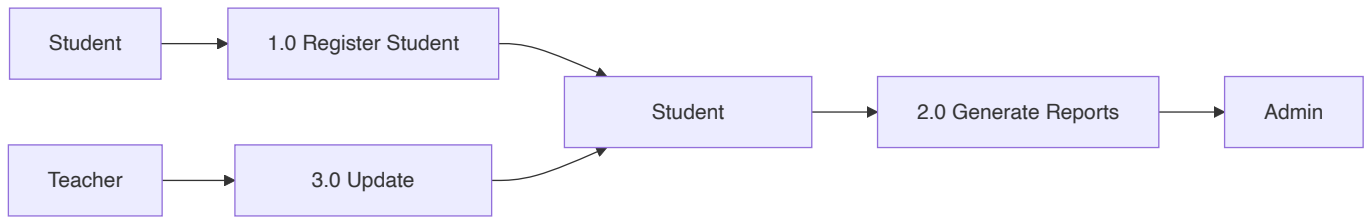
Symbol	Represents	Description
Circle/Bubble	Process	Transforms input to output
Rectangle	External Entity	Source or destination
Open Rectangle	Data Store	Repository of data
Arrow	Data Flow	Movement of data

DFD Levels:**Level Descriptions:**

Level	Scope	Purpose	Detail
Level 0 (Context)	Entire system	System boundary	Single process
Level 1	Major functions	High-level processes	5-7 processes
Level 2	Sub-functions	Process breakdown	Detailed view
Level 3+	Fine details	Implementation level	Very specific

Example - Student Information System:**Level 0 (Context Diagram):**

[Student] → Student Info → [Student System] → Reports → [Admin]

Level 1 DFD:**Balancing Rules:**

- **Data Conservation:** Input = Output at each level
- **Process Numbering:** Hierarchical numbering system
- **External Entities:** Same at all levels

Benefits of Levelled DFDs:

Benefit	Description	Advantage
Abstraction	Hide complexity	Easy understanding
Decomposition	Break down processes	Manageable chunks
Verification	Check completeness	Quality assurance

Mnemonic: "Context Major Sub Fine" + "Process Entity Store Flow"

Question 5(a) [3 marks]

Give Characteristics of good UI.

Answer:

Good User Interface design ensures effective user interaction with software system.

UI Characteristics:

Characteristic	Description	Benefit
Simple	Easy to understand	Reduced learning curve
Consistent	Uniform behavior	Predictable interaction
Responsive	Quick feedback	User satisfaction

Mnemonic: "Simple Consistent Responsive"

Question 5(b) [4 marks]

Briefly explain Unit testing

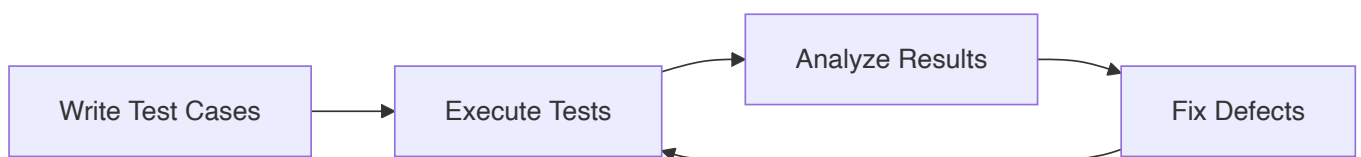
Answer:

Unit Testing verifies individual software components in isolation to ensure correct functionality.

Unit Testing Overview:

Aspect	Description	Purpose
Scope	Individual modules/functions	Component verification
Isolation	Test in isolation	Independent validation
Automation	Automated test execution	Efficient testing
Early Detection	Find bugs early	Cost-effective debugging

Testing Process:



Benefits:

- **Early bug detection** reduces fixing costs
- **Code quality** improvement through testing discipline
- **Regression testing** prevents future breaks

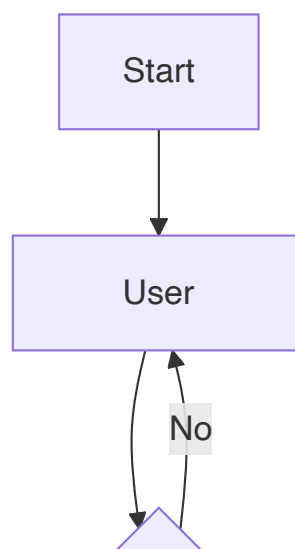
Mnemonic: "Scope Isolation Automation Early"

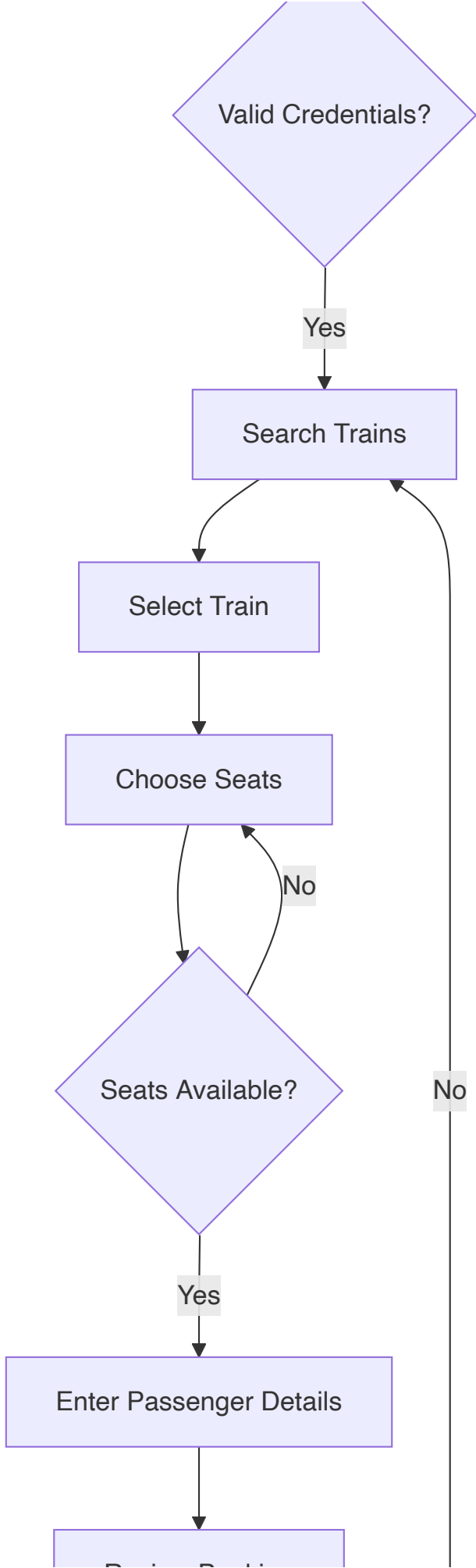
Question 5(c) [7 marks]

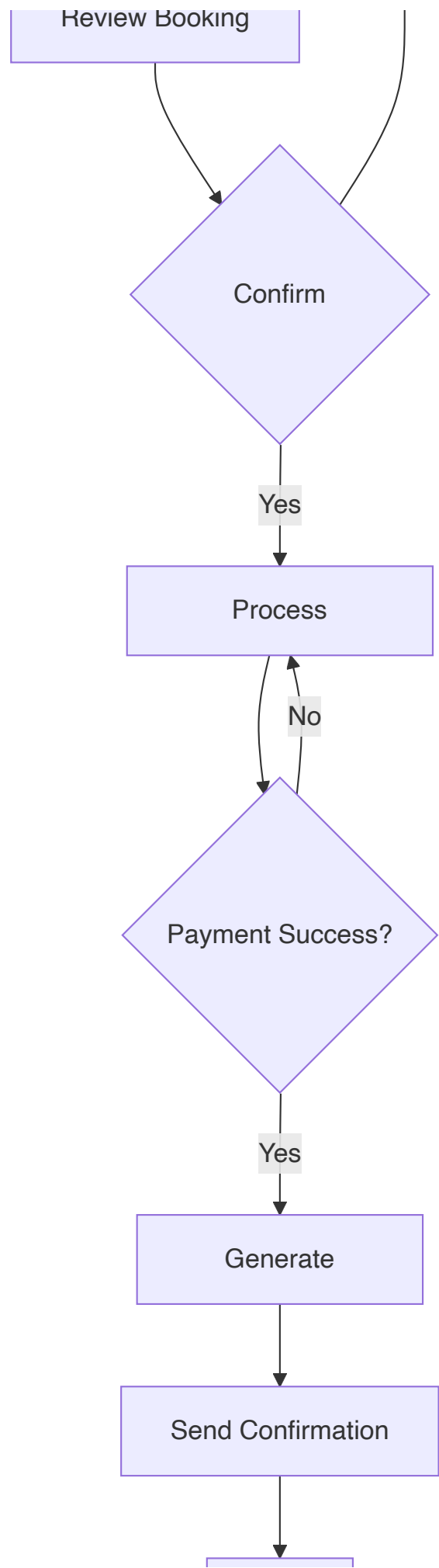
Draw activity diagrams of the train reservation system, explain each step.

Answer:

Activity Diagram shows workflow of train reservation system from user request to ticket confirmation.







End

Step-by-Step Explanation:

Step	Activity	Description	Decision Points
1	User Login	Authenticate user credentials	Valid/Invalid
2	Search Trains	Find available trains for route/date	Results found
3	Select Train	Choose specific train	Train selection
4	Choose Seats	Select seat preferences	Availability check
5	Enter Details	Provide passenger information	Data validation
6	Review Booking	Confirm booking details	User confirmation
7	Process Payment	Handle payment transaction	Success/Failure
8	Generate Ticket	Create ticket document	Ticket creation
9	Send Confirmation	Deliver confirmation to user	Process complete

Activity Types:

Type	Symbol	Purpose	Examples
Action	Rounded Rectangle	Perform activity	Search Trains
Decision	Diamond	Choose path	Valid Credentials?
Start/End	Circle	Begin/Terminate	Start, End
Flow	Arrow	Show sequence	Process flow

Parallel Activities:

- Payment processing and seat reservation can occur simultaneously
- Confirmation email and SMS can be sent in parallel

Exception Handling:

- **Login Failure:** Return to login screen
- **No Seats:** Allow different seat selection
- **Payment Failure:** Retry payment options
- **System Error:** Show error message and restart

Mnemonic: "Login Search Select Choose Enter Review Pay Generate Send"

Question 5(a OR) [3 marks]

Compare Verification, Validation side by side.

Answer:

Both are quality assurance activities but focus on different aspects of correctness.

Verification vs Validation:

Aspect	Verification	Validation
Question	"Are we building right?"	"Are we building right thing?"
Focus	Process correctness	Product correctness
Method	Reviews, inspections	Testing, user feedback

Mnemonic: "Verification = Right Process, Validation = Right Product"

Question 5(b OR) [4 marks]

Define Testing describe any two testing type.

Answer:

Testing is process of evaluating software to detect errors and ensure it meets requirements.

Testing Definition: Systematic examination of software to find defects and verify functionality.

Two Testing Types:

(1) Black Box Testing:

Aspect	Description	Example
Approach	Test without knowing internal structure	Input/Output testing
Focus	Functional requirements	Login validation
Technique	Equivalence partitioning	Valid/Invalid inputs
Tester	External perspective	User acceptance

(2) White Box Testing:

Aspect	Description	Example
Approach	Test with knowledge of code structure	Path coverage
Focus	Internal logic	Code branches
Technique	Statement coverage	All lines executed
Tester	Developer perspective	Unit testing

Comparison:

Factor	Black Box	White Box
Knowledge	No code knowledge	Full code knowledge
Coverage	Functional coverage	Structural coverage
Level	System level	Unit level

Mnemonic: "Black = External, White = Internal"

Question 5(c OR) [7 marks]

Describe each Coding standards and guidelines.

Answer:

Coding Standards are set of rules and conventions for writing consistent, maintainable, and readable code.

Purpose of Coding Standards:

Benefit	Description	Impact
Readability	Easy to understand code	Faster maintenance
Consistency	Uniform coding style	Team collaboration
Maintainability	Easy to modify	Reduced costs
Quality	Fewer defects	Reliable software

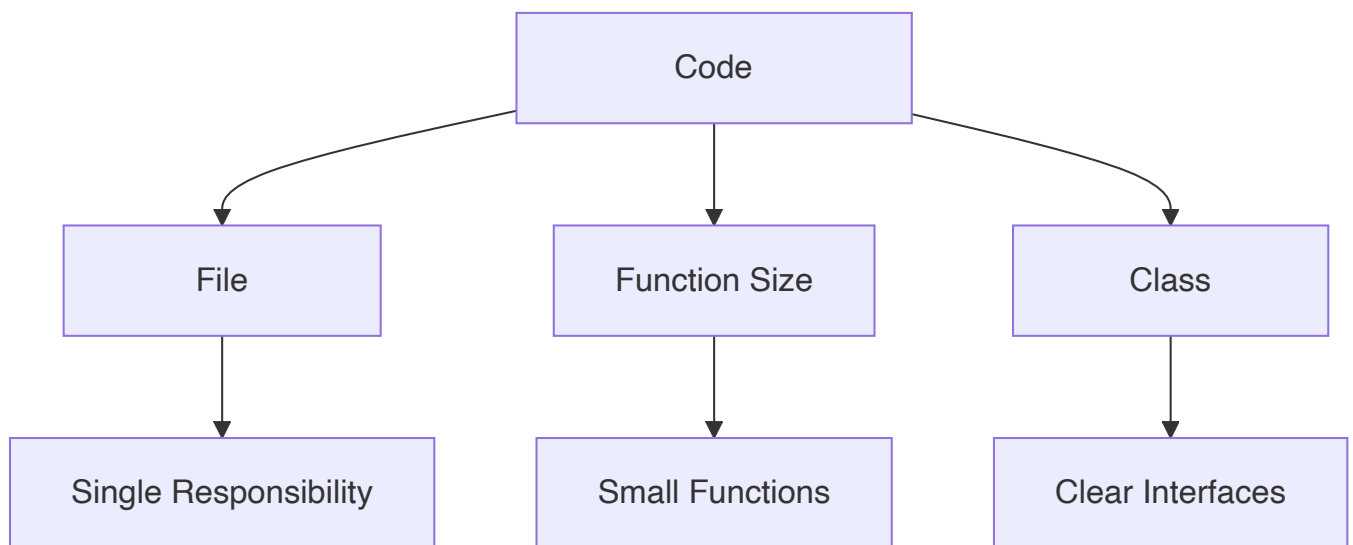
Major Coding Standards Categories:

(1) Naming Conventions:

Element	Standard	Example	Purpose
Variables	camelCase	userName, totalAmount	Clear identification
Constants	UPPER_CASE	MAX_SIZE, DEFAULT_VALUE	Distinguish constants
Functions	descriptive verbs	calculateTax(), validateInput()	Action clarity
Classes	PascalCase	CustomerAccount, OrderManager	Type identification

(2) Code Structure:

Aspect	Guideline	Example	Benefit
Indentation	Consistent spacing	4 spaces or 1 tab	Visual hierarchy
Line Length	Maximum 80-120 chars	Break long lines	Screen readability
Braces	Opening brace style	Same line vs new line	Consistency
Comments	Meaningful descriptions	// Calculate tax amount	Code documentation

(3) Code Organization:

Principle	Guideline	Limit	Benefit
File Organization	One class per file	Related functions grouped	Easy navigation
Function Length	Keep functions small	20-30 lines max	Better testing
Class Size	Single responsibility	Focused purpose	Maintainability
Module Coupling	Minimize dependencies	Loose coupling	Flexibility

(4) Documentation Standards:

Type	Format	Content	Example
Header Comments	File description	Purpose, author, date	<code>// Customer management module</code>
Function Comments	Parameter description	Input/output specs	<code>@param userId - unique identifier</code>
Inline Comments	Complex logic	Why, not what	<code>// Using binary search for performance</code>
API Documentation	Public interfaces	Usage examples	Method signatures

(5) Error Handling:

Practice	Description	Example	Purpose
Exception Handling	Use try-catch blocks	<code>try { ... } catch (Exception e)</code>	Graceful failure
Error Messages	Meaningful messages	"Invalid email format"	User guidance
Logging	Record error details	<code>log.error("Database connection failed")</code>	Debugging support
Validation	Input checking	Check null values	Prevent errors

(6) Performance Guidelines:

Area	Standard	Example	Impact
Memory Usage	Avoid memory leaks	Close resources	System stability
Algorithm Choice	Efficient algorithms	Use appropriate data structures	Response time
Database Access	Minimize queries	Use connection pooling	Scalability
Code Optimization	Avoid premature optimization	Profile before optimizing	Maintainability

Code Review Standards:



Review Checklist:

Category	Check Items	Purpose
Functionality	Requirements met, edge cases handled	Correctness
Standards	Naming, formatting, documentation	Consistency
Security	Input validation, authentication	Safety
Performance	Efficient algorithms, resource usage	Scalability

Benefits of Following Standards:

Benefit	Description	Long-term Impact
Team Productivity	Faster development	Reduced development time
Code Quality	Fewer bugs	Lower maintenance costs
Knowledge Transfer	Easy understanding	Smooth team transitions
Tool Support	Better IDE support	Enhanced development experience

Implementation Strategy:

- 1. **Establish Guidelines:** Create team-specific coding standards document
- 2. **Tool Integration:** Use automated formatting and linting tools
- 3. **Training:** Conduct workshops on coding best practices
- 4. **Enforcement:** Include standards in code review process
- 5. **Continuous Improvement:** Regular updates based on team feedback

Popular Coding Standards:

Language	Standard	Organization	Focus
Java	Google Java Style	Google	Comprehensive guidelines
Python	PEP 8	Python Software Foundation	Pythonic code
JavaScript	Airbnb Style	Airbnb	Modern JS practices
C#	Microsoft Guidelines	Microsoft	.NET ecosystem

Mnemonic: "Name Structure Organize Document Handle Perform Review"