

Question 1(a) [3 marks]

Give comparison between Public key and Private Key cryptography.

Answer:

Aspect	Private Key Cryptography	Public Key Cryptography
Key Management	Same key for encryption/decryption	Different keys for encryption/decryption
Key Distribution	Secure channel required	No secure channel needed
Speed	Fast processing	Slower than private key
Security Level	High if key is secret	High mathematical security
Example	DES, AES	RSA, ECC

Mnemonic: "Private Personal, Public Pair"

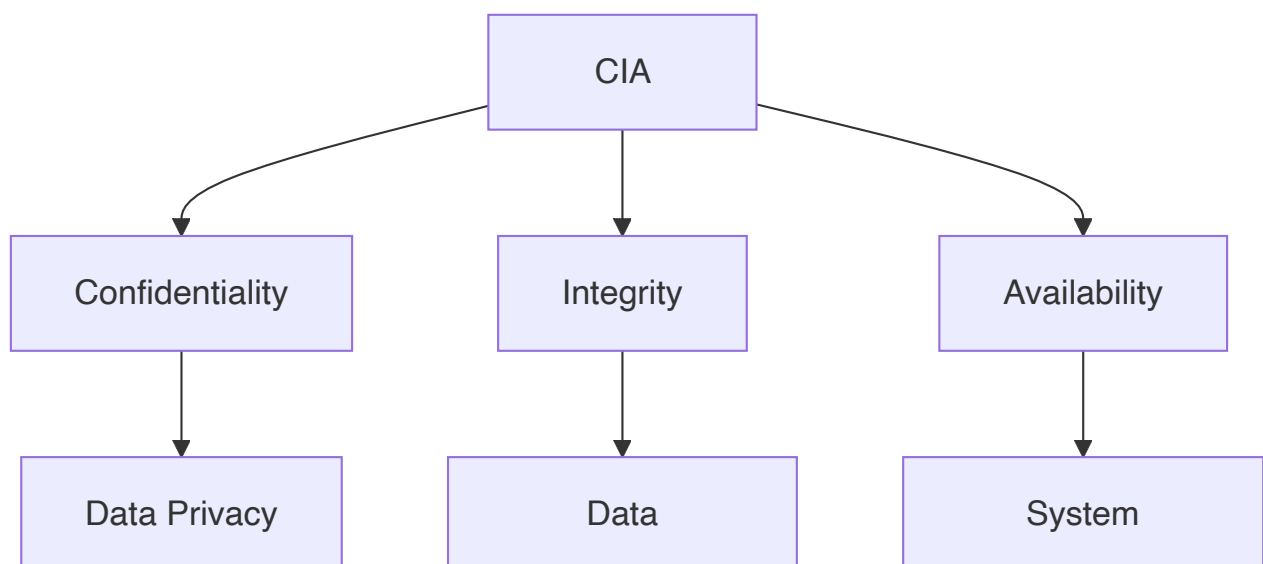
Question 1(b) [4 marks]

Explain CIA Triad in detail.

Answer:

CIA Triad is the foundation of information security with three core principles:

Diagram:



- **Confidentiality:** Ensures data is accessible only to authorized users
- **Integrity:** Maintains accuracy and completeness of data
- **Availability:** Ensures systems are accessible when needed

Mnemonic: "Can I Access" (Confidentiality, Integrity, Availability)

Question 1(c) [7 marks]

Explain Md5 algorithm steps.

Answer:

MD5 (Message Digest 5) is a cryptographic hash function producing 128-bit hash value.

Algorithm Steps:

Step	Process	Description
1	Padding	Add bits to make message length $\equiv 448 \pmod{512}$
2	Length Addition	Append 64-bit length of original message
3	Initialize Buffers	Set four 32-bit buffers (A, B, C, D)
4	Process Blocks	Process message in 512-bit blocks
5	Round Functions	Apply 4 rounds of 16 operations each

Code Block:

```
# MD5 Processing Steps
def md5_process():
    # Step 1: Padding
    padded_message = original + padding_bits
    # Step 2: Process in 512-bit chunks
    for chunk in chunks:
        # Step 3: Apply round functions
        result = round_functions(chunk)
    return final_hash
```

- **Round 1:** $F(X,Y,Z) = (X \wedge Y) \vee (\neg X \wedge Z)$
- **Round 2:** $G(X,Y,Z) = (X \wedge Z) \vee (Y \wedge \neg Z)$
- **Round 3:** $H(X,Y,Z) = X \oplus Y \oplus Z$
- **Round 4:** $I(X,Y,Z) = Y \oplus (X \vee \neg Z)$

Mnemonic: "My Data Needs Proper Processing" (Message, Digest, Needs, Proper, Processing)

Question 1(c OR) [7 marks]

List inventors of RSA. Write steps of RSA algorithm.

Answer:

RSA Inventors:

- **Ron Rivest** (MIT)
- **Adi Shamir** (MIT)
- **Leonard Adleman** (MIT)

RSA Algorithm Steps:

Step	Process	Formula
1	Select Primes	Choose p, q (large primes)
2	Calculate n	$n = p \times q$
3	Calculate $\phi(n)$	$\phi(n) = (p-1) \times (q-1)$
4	Choose e	$\gcd(e, \phi(n)) = 1$
5	Calculate d	$d \times e \equiv 1 \pmod{\phi(n)}$
6	Encryption	$C = M^e \bmod n$
7	Decryption	$M = C^d \bmod n$

Key Pairs:

- **Public Key:** (n, e)
- **Private Key:** (n, d)

Mnemonic: "RSA: Rivest Shamir Adleman"

Question 2(a) [3 marks]

Define: Firewall. List limitations of firewall.

Answer:

Definition: Firewall is a network security device that monitors and controls incoming/outgoing network traffic based on predetermined security rules.

Limitations:

Limitation	Description
Internal Threats	Cannot protect against insider attacks
Application Layer	Limited protection against application-specific attacks
Performance	Can slow down network traffic
Configuration	Requires proper setup and maintenance
Encrypted Traffic	Cannot inspect encrypted content effectively

Mnemonic: "Fire Walls Limit Internal Protection"

Question 2(b) [4 marks]

Sketch IPsec Tunnel Mode and Transport mode.

Answer:

IPsec Modes Comparison:

Transport Mode:

+-----+-----+-----+

| Original | IPsec | Original |

| IP Header| Header | Payload |

+-----+-----+-----+

Tunnel Mode:

+-----+-----+-----+-----+

| New IP | IPsec | Original | Original |

| Header | Header | IP Header| Payload |

+-----+-----+-----+-----+

Key Differences:

Aspect	Transport Mode	Tunnel Mode
Protection	Payload only	Entire packet
Use Case	End-to-end	Gateway-to-gateway
Overhead	Lower	Higher
IP Header	Original preserved	New header added

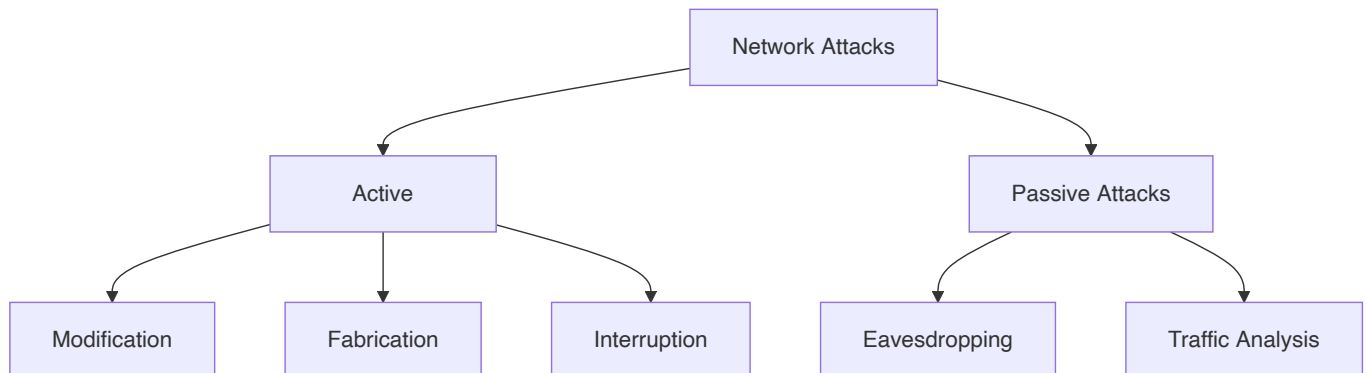
Mnemonic: "Transport Travels, Tunnel Total"

Question 2(c) [7 marks]

Explain various types of Active & Passive attacks in detail.

Answer:

Attack Classification:



Active Attacks:

Type	Description	Example
Masquerade	Impersonating another entity	Fake identity
Replay	Retransmitting captured data	Session replay
Modification	Altering message content	Data tampering
DoS	Denying service availability	Server flooding

Passive Attacks:

Type	Description	Impact
Eavesdropping	Listening to communications	Data theft
Traffic Analysis	Analyzing communication patterns	Privacy breach
Monitoring	Observing network activity	Information gathering

- **Active attacks** modify system resources or data
- **Passive attacks** observe and collect information
- **Detection:** Active attacks easier to detect than passive

Mnemonic: "Active Acts, Passive Peeks"

Question 2(a OR) [3 marks]

Define: Digital Signature. Also discuss various application areas of Digital Signature.

Answer:

Definition: Digital Signature is a cryptographic technique that validates authenticity and integrity of digital messages or documents using public key cryptography.

Application Areas:

Area	Use Case
E-commerce	Online transactions, contracts
Banking	Electronic fund transfers, cheques
Government	Digital certificates, official documents
Healthcare	Patient records, prescriptions
Legal	Electronic contracts, court documents

Mnemonic: "Digital Documents Demand Authentic Approval"

Question 2(b OR) [4 marks]

Differentiate HTTP & HTTPS.

Answer:

Parameter	HTTP	HTTPS
Security	No encryption	SSL/TLS encryption
Port	80	443
Protocol	Hypertext Transfer Protocol	HTTP + SSL/TLS
Data Protection	Plain text	Encrypted
Authentication	No server verification	Server certificate validation
Speed	Faster	Slightly slower
URL Prefix	http://	https://

Diagram:

```
HTTP:
Client ----Plain Text----> Server

HTTPS:
Client ----Encrypted-----> Server
    <---Certificate-----
```

Mnemonic: "HTTPS Has Security"

Question 2(c OR) [7 marks]

Define: Malicious software. Explain Virus, Worm, Keylogger, Trojans in detail.

Answer:

Definition: Malicious software (Malware) is any software designed to harm, exploit, or gain unauthorized access to computer systems.

Types of Malware:

Type	Characteristics	Behavior
Virus	Requires host file	Attaches to programs, spreads when executed
Worm	Self-replicating	Spreads independently through networks
Keylogger	Records keystrokes	Steals passwords and sensitive data
Trojan	Disguised as legitimate	Provides backdoor access to attackers

Detailed Explanation:

Virus:

- Requires host program to execute
- Spreads through infected files
- Can corrupt or delete data

Worm:

- Self-propagating malware
- Exploits network vulnerabilities
- Consumes network bandwidth

Keylogger:

- Records user keystrokes
- Captures login credentials
- Can be hardware or software-based

Trojan:

- Appears as legitimate software
- Creates backdoor for remote access
- Does not self-replicate

Mnemonic: "Viruses Visit, Worms Wander, Keys Captured, Trojans Trick"

Question 3(a) [3 marks]

Define: Cybercrime. Also discuss needs of Cyber Law.

Answer:

Definition: Cybercrime refers to criminal activities carried out using computers, networks, or digital devices as tools or targets.

Needs of Cyber Law:

Need	Justification
Legal Framework	Establish clear definitions of cyber offenses
Jurisdiction	Define authority across geographical boundaries
Evidence	Guidelines for digital evidence collection
Punishment	Deterrent measures for cybercriminals
Protection	Safeguard individual and organizational rights

Mnemonic: "Cyber Laws Create Legal Protection"

Question 3(b) [4 marks]

Explain Cyber spying and Cyber theft.

Answer:

Cyber Spying:

- **Definition:** Unauthorized surveillance of digital communications and activities
- **Methods:** Malware, phishing, social engineering
- **Targets:** Government, corporate secrets, personal data
- **Impact:** National security threats, competitive disadvantage

Cyber Theft:

- **Definition:** Unauthorized taking of digital assets or information
- **Types:** Identity theft, financial fraud, intellectual property theft
- **Methods:** Hacking, social engineering, insider threats
- **Consequences:** Financial loss, reputation damage

Comparison Table:

Aspect	Cyber Spying	Cyber Theft
Purpose	Information gathering	Asset acquisition
Detection	Often undetected	May be noticed
Duration	Long-term monitoring	One-time or periodic
Motivation	Intelligence/espionage	Financial gain

Mnemonic: "Spies Spy, Thieves Take"

Question 3(c) [7 marks]

Explain article section 66 of cyber law.

Answer:

Section 66 - Computer Related Offences (IT Act 2008):

Key Provisions:

Sub-section	Offense	Punishment
66(1)	Dishonestly/fraudulently computer resource damage	Up to 3 years imprisonment + fine up to ₹5 lakh
66A	Sending offensive messages	Up to 3 years + fine
66B	Receiving stolen computer resource	Up to 3 years + fine up to ₹1 lakh
66C	Identity theft	Up to 3 years + fine up to ₹1 lakh
66D	Cheating by personation using computer	Up to 3 years + fine up to ₹1 lakh
66E	Violation of privacy	Up to 3 years + fine up to ₹2 lakh
66F	Cyber terrorism	Life imprisonment

Detailed Coverage:

Section 66 Main Offenses:

- **Hacking:** Unauthorized access to computer systems
- **Data Theft:** Stealing or copying data without permission
- **System Damage:** Destroying or altering computer data
- **Virus Introduction:** Introducing malicious code

Elements Required:

- **Intent:** Dishonest or fraudulent intention
- **Access:** Without permission of owner
- **Damage:** Causing harm to system or data
- **Knowledge:** Awareness of unauthorized access

Legal Framework:

- **Cognizable:** Police can arrest without warrant
- **Non-bailable:** Bail at court's discretion
- **Evidence:** Digital evidence admissible in court

Mnemonic: "Section 66 Stops Cyber Sins"

Question 3(a OR) [3 marks]

Explain Cyber terrorism.

Answer:

Definition: Cyber terrorism involves the use of digital technologies to create fear, disruption, or harm for political, religious, or ideological purposes.

Characteristics:

Aspect	Description
Target	Critical infrastructure, government systems
Method	DDoS attacks, system infiltration, data destruction
Motivation	Political, religious, ideological goals
Impact	Public fear, economic disruption, national security

Examples:

- Power grid attacks
- Transportation system disruption
- Financial system targeting

Mnemonic: "Terror Through Technology"

Question 3(b OR) [4 marks]

Explain Cyber bullying & Cyber stalking.

Answer:

Cyber Bullying:

- **Definition:** Using digital platforms to harass, intimidate, or harm others
- **Platforms:** Social media, messaging apps, online forums
- **Characteristics:** Repetitive, intentional harm, power imbalance
- **Impact:** Psychological trauma, depression, social isolation

Cyber Stalking:

- **Definition:** Persistent online harassment causing fear or emotional distress
- **Methods:** Unwanted messages, tracking, identity theft
- **Duration:** Long-term, continuous behavior
- **Legal:** Criminal offense in many jurisdictions

Comparison:

Aspect	Cyber Bullying	Cyber Stalking
Duration	Episodes	Persistent
Age Group	Mainly minors	All ages
Motivation	Social dominance	Obsession/control
Platform	Public/semi-public	Private/public

Mnemonic: "Bullies Bother, Stalkers Stalk"

Question 3(c OR) [7 marks]

Explain article section 67 of cyber law.

Answer:

Section 67 - Publishing Obscene Information (IT Act 2008):

Main Provisions:

Section	Content	Punishment
67	Publishing obscene material	First conviction: 3 years + ₹5 lakh fine
67A	Sexually explicit material	Up to 5 years + ₹10 lakh fine
67B	Child pornography	First: 5 years + ₹10 lakh, Subsequent: 7 years + ₹10 lakh
67C	Intermediate liability**	Failure to remove illegal content

Key Elements:

Section 67 - Obscenity:

- **Publishing:** Making available in electronic form
- **Content:** Lascivious, sexually explicit material
- **Medium:** Website, email, social media
- **Intent:** Corrupt or deprave viewers

Section 67A - Sexually Explicit:

- **Enhanced punishment** for explicit sexual content
- **Broader scope** than general obscenity
- **Commercial purpose** considered aggravating factor

Section 67B - Child Protection:

- **Zero tolerance** for child exploitation
- **Strict liability** for possession and distribution
- **Higher penalties** reflecting seriousness
- **Age verification** requirements for platforms

Defenses Available:

- **Scientific/educational** purpose
- **Artistic merit** consideration
- **Private viewing** in some cases
- **Lack of knowledge** about content nature

Digital Evidence Requirements:

- **Chain of custody** maintenance
- **Technical authenticity** proof
- **Source identification** methods
- **Preservation** of electronic evidence

Mnemonic: "Section 67 Stops Shameful Sharing"

Question 4(a) [3 marks]

Discuss types of Hackers.

Answer:

Hacker Classification:

Type	Motivation	Activities
White Hat	Ethical security testing	Authorized penetration testing
Black Hat	Malicious intent	Illegal system breaking
Gray Hat	Mixed motivations	Unauthorized but non-malicious
Script Kiddie	Recognition/fun	Using existing tools
Hacktivist	Political/social causes	Protest through hacking

Detailed Types:

- **White Hat:** Ethical hackers, security professionals
- **Black Hat:** Cybercriminals seeking profit or damage
- **Gray Hat:** Between ethical and malicious

Mnemonic: "Hats Have Hacker Hierarchy"

Question 4(b) [4 marks]

Explain RAT.

Answer:

RAT (Remote Administration Tool):

Definition: Software that allows remote control of a computer system, often used maliciously for unauthorized access.

Characteristics:

Feature	Description
Remote Control	Complete system access from distance
Stealth Mode	Hidden from user detection
Data Theft	File access and transfer capabilities
Keylogging	Keystroke recording
Screen Capture	Desktop monitoring

Common RATs:

- BackOrifice
- NetBus
- DarkComet

- **Poison Ivy**

Detection Methods:

- Antivirus software
- Network monitoring
- Process analysis
- Behavioral detection

Mnemonic: "RATs Run Remote Access Tactics"

Question 4(c) [7 marks]

Explain Five Steps of Hacking.

Answer:

The Five-Phase Hacking Methodology:



Detailed Steps:

Phase	Purpose	Techniques	Tools
1. Reconnaissance	Information Gathering	OSINT, Social Engineering	Google, Shodan, WHOIS
2. Scanning	Identify Vulnerabilities	Port scanning, Network mapping	Nmap, Nessus
3. Gaining Access	Exploit Vulnerabilities	Password attacks, Code injection	Metasploit, Hydra
4. Maintaining Access	Persistent Control	Backdoors, Rootkits	RATs, Trojans
5. Covering Tracks	Hide Evidence	Log deletion, Steganography	CCleaner, File wipers

Phase 1 - Reconnaissance:

- **Passive:** Public information gathering
- **Active:** Direct target interaction
- **Goal:** Map target infrastructure

Phase 2 - Scanning:

- **Network scanning:** Live system identification
- **Port scanning:** Service discovery
- **Vulnerability scanning:** Weakness identification

Phase 3 - Gaining Access:

- **Exploitation:** Vulnerability utilization

- **Authentication attacks:** Password cracking
- **Privilege escalation:** Higher access levels

Phase 4 - Maintaining Access:

- **Backdoor installation:** Future access
- **System modification:** Persistence mechanisms
- **Data collection:** Information harvesting

Phase 5 - Covering Tracks:

- **Log manipulation:** Evidence removal
- **File deletion:** Trace elimination
- **Timeline modification:** Activity concealment

Mnemonic: "Real Smart Guys Make Choices" (Reconnaissance, Scanning, Gaining, Maintaining, Covering)

Question 4(a OR) [3 marks]

Explain Brute force attack.

Answer:

Definition: Brute force attack is a trial-and-error method used to decode encrypted data by systematically trying all possible combinations.

Characteristics:

Aspect	Description
Method	Exhaustive key search
Time	Computationally intensive
Success	Guaranteed but time-consuming
Target	Passwords, encryption keys
Tools	Automated software

Types:

- **Simple Brute Force:** All possible combinations
- **Dictionary Attack:** Common passwords
- **Hybrid Attack:** Dictionary + variations

Mnemonic: "Brute Force Breaks By Trying"

Question 4(b OR) [4 marks]

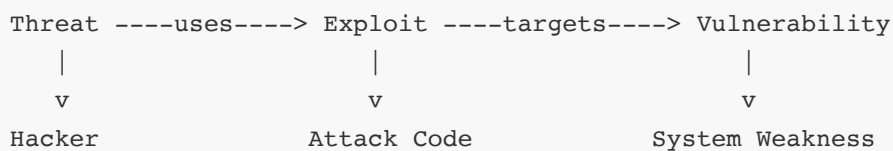
Define: Vulnerability, Threat, Exploit

Answer:

Security Terminology:

Term	Definition	Example
Vulnerability	Weakness in system/software	Unpatched software bug
Threat	Potential danger to asset	Malicious hacker
Exploit	Code taking advantage of vulnerability	Buffer overflow attack

Relationship:



Examples:

- **Vulnerability:** SQL injection flaw
- **Threat:** Cybercriminal
- **Exploit:** SQL injection payload

Risk Formula:

$\text{Risk} = \text{Threat} \times \text{Vulnerability} \times \text{Asset Value}$

Mnemonic: "Threats Target Vulnerable Exploits"

Question 4(c OR) [7 marks]

Explain any three basic commands of kali Linux with suitable example.

Answer:

Essential Kali Linux Commands:

1. NMAP (Network Mapper):

```
# Port scanning
nmap -ss target_ip
nmap -A -T4 192.168.1.1
```


Option	Purpose	Example
-sS	SYN scan	nmap -sS 192.168.1.1
-A	Aggressive scan	nmap -A target.com
-p	Specific ports	nmap -p 80,443 target.com

2. Metasploit:

```
# Start Metasploit
msfconsole
# Search exploits
search apache
# Use exploit
use exploit/windows/smb/ms17_010_eternalblue
```

Commands:

- **search:** Find exploits/payloads
- **use:** Select module
- **set:** Configure options
- **exploit:** Launch attack

3. Wireshark:

```
# Command line version
tshark -i eth0
# Filter traffic
tshark -i eth0 -f "port 80"
```

Features:

- **Packet capture:** Real-time network monitoring
- **Protocol analysis:** Deep packet inspection
- **Filter options:** Targeted traffic analysis
- **GUI interface:** User-friendly analysis

Additional Commands:

4. Hydra (Password Cracking):

```
hydra -l admin -P passwords.txt ssh://192.168.1.1
```

5. John the Ripper:

```
john --wordlist=rockyou.txt hashes.txt
```

6. Aircrack-ng (WiFi Security):

```
airmon-ng start wlan0
airodump-ng wlan0mon
```

Command Categories:

Category	Tools	Purpose
Network Scanning	nmap, masscan	Host/port discovery
Vulnerability Assessment	OpenVAS, Nessus	Security scanning
Exploitation	Metasploit, SQLmap	Vulnerability exploitation
Password Attacks	Hydra, John	Credential cracking
Wireless Security	Aircrack-ng	WiFi penetration testing

Mnemonic: "Network Maps Make Security"

Question 5(a) [3 marks]

List the branches of Digital Forensics.

Answer:

Digital Forensics Branches:

Branch	Focus Area	Applications
Computer Forensics	Desktop/laptop systems	Hard drive analysis
Network Forensics	Network traffic analysis	Intrusion investigation
Mobile Forensics	Smartphones/tablets	Call logs, messages
Database Forensics	Database systems	Data integrity verification
Malware Forensics	Malicious software	Malware analysis
Email Forensics	Email communications	Email header analysis
Memory Forensics	RAM analysis	Live system investigation

Specialized Areas:

- Cloud Forensics
- IoT Forensics
- Blockchain Forensics

Mnemonic: "Digital Detectives Discover Many Clues"

Question 5(b) [4 marks]

Discuss Locard's Principle of Exchange in Digital Forensics.

Answer:

Locard's Exchange Principle:

Original Principle: "Every contact leaves a trace"

Digital Application:

Digital Activity	Trace Left	Location
File Access	Access timestamps	File metadata
Web Browsing	Browser history, cookies	Browser cache
Email Communication	Headers, logs	Mail servers
Network Activity	Connection logs	Network devices
USB Usage	Device artifacts	Registry/logs

Digital Evidence Traces:

System Level:

- **Registry entries:** System changes
- **Log files:** Activity records
- **Temporary files:** Process artifacts
- **Metadata:** File information

Network Level:

- **Router logs:** Traffic records
- **Firewall logs:** Connection attempts
- **DNS queries:** Website visits
- **Packet captures:** Communication content

Application Level:

- **Browser artifacts:** Web activity
- **Application logs:** Software usage
- **Database changes:** Data modifications
- **Cache files:** Temporary storage

Forensic Implications:

- **No perfect crime:** Digital traces always exist
- **Evidence location:** Multiple sources available
- **Corroboration:** Multiple trace validation
- **Timeline reconstruction:** Activity sequencing

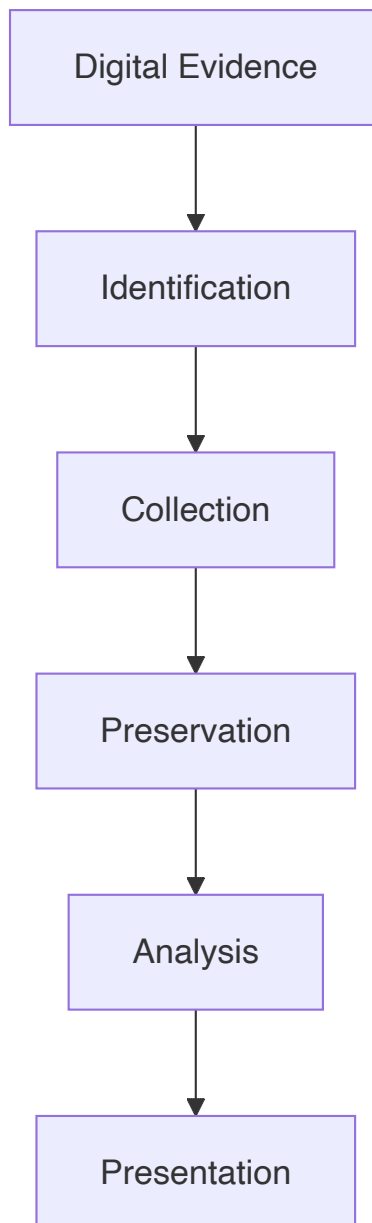
Mnemonic: "Every Exchange Exists Electronically"

Question 5(c) [7 marks]

List the critical steps in preserving Digital Evidence.

Answer:

Digital Evidence Preservation Process:



Critical Preservation Steps:

Step	Process	Purpose	Tools
1. Identification	Locate potential evidence	Determine scope	Visual inspection
2. Documentation	Record scene details	Maintain chain of custody	Photography, notes
3. Isolation	Prevent contamination	Preserve integrity	Network disconnection
4. Imaging	Create bit-by-bit copy	Preserve original	dd, FTK Imager
5. Hashing	Generate integrity checks	Verify authenticity	MD5, SHA-256
6. Storage	Secure evidence storage	Prevent tampering	Write-protected media
7. Chain of Custody	Document handling	Legal admissibility	Forensic forms

Detailed Preservation Methods:**Physical Preservation:**

- **Power management:** Proper shutdown procedures
- **Hardware protection:** Anti-static measures
- **Environmental control:** Temperature/humidity
- **Access restriction:** Authorized personnel only

Logical Preservation:

- **Bit-stream imaging:** Exact disk copies
- **Hash verification:** Integrity confirmation
- **Write blocking:** Prevent modifications
- **Metadata preservation:** Timestamp protection

Legal Preservation:

- **Documentation standards:** Detailed records
- **Chain of custody:** Handling log
- **Authentication:** Evidence verification
- **Admissibility:** Court requirements

Best Practices:**Do's:**

- **Create multiple copies** of evidence
- **Use forensically sound tools**
- **Document every action**
- **Maintain chain of custody**
- **Verify integrity** with hashes

Don'ts:

- **Never work on original** evidence
- **Avoid contamination** of scene
- **Don't power on** suspect systems
- **Never modify** evidence
- **Don't break** chain of custody

Quality Assurance:

Check	Verification Method	Frequency
Hash Validation	Compare original vs copy	Before/after operations
Tool Calibration	Verify tool accuracy	Regular intervals
Process Review	Audit procedures	Case completion
Documentation Check	Verify completeness	Each step

Legal Considerations:

- **Admissibility requirements:** Court standards
- **Expert testimony:** Technical explanation
- **Cross-examination:** Process validation
- **Standard compliance:** Industry best practices

Mnemonic: "Proper Preservation Prevents Problems" (Plan, Preserve, Protect, Prove)

Question 5(a OR) [3 marks]

Explain Malware forensics.

Answer:

Definition: Malware forensics involves the analysis of malicious software to understand its behavior, origin, and impact on infected systems.

Key Components:

Component	Description
Static Analysis	Examining malware without execution
Dynamic Analysis	Running malware in controlled environment
Code Analysis	Reverse engineering malware code
Behavioral Analysis	Studying malware actions

Process:

- **Sample collection:** Malware acquisition
- **Isolation:** Sandbox environment
- **Analysis:** Behavior observation
- **Reporting:** Findings documentation

Mnemonic: "Malware Makes Mysteries"

Question 5(b OR) [4 marks]

Explain why CCTV plays an important role as evidence in digital forensics investigations.

Answer:

CCTV in Digital Forensics:

Importance of CCTV Evidence:

Role	Description	Benefit
Visual Documentation	Records actual events	Objective evidence
Timeline Establishment	Timestamps activities	Chronological sequence
Identity Verification	Captures suspect images	Person identification
Corroboration	Supports other evidence	Strengthens case

Digital Evidence Properties:

Technical Aspects:

- **Metadata preservation:** Timestamp, camera ID, settings
- **Chain of custody:** Secure handling procedures
- **Format integrity:** Original file structure maintenance
- **Authentication:** Digital signatures, hash values

Forensic Value:

- **Real-time documentation:** Live incident recording
- **Unbiased testimony:** Mechanical witness
- **High resolution:** Clear image quality
- **Audio capture:** Additional sensory evidence

Analysis Methods:

- **Frame-by-frame examination:** Detailed scrutiny
- **Enhancement techniques:** Image improvement

- **Comparison analysis:** Multiple angle correlation
- **Motion tracking:** Subject movement patterns

Legal Admissibility:

- **Authenticity verification:** Chain of custody
- **Technical validation:** Equipment calibration
- **Expert testimony:** Forensic analysis explanation
- **Standard compliance:** Industry best practices

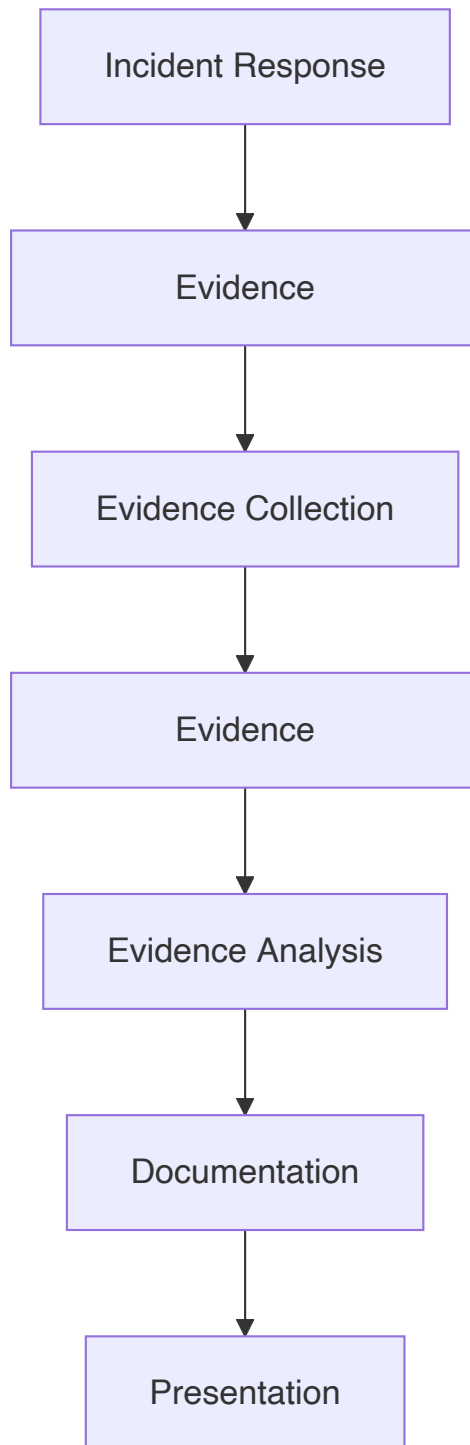
Mnemonic: "CCTV Captures Criminal Conduct Clearly"

Question 5(c OR) [7 marks]

Explain phases of Digital forensic investigation.

Answer:

Digital Forensic Investigation Process:



Phase-wise Breakdown:

Phase	Objective	Activities	Output
1. Preparation	Readiness establishment	Tool setup, training	Forensic kit
2. Identification	Evidence location	Survey, documentation	Evidence list
3. Collection	Evidence acquisition	Imaging, copying	Digital copies
4. Preservation	Integrity maintenance	Hashing, storage	Verified evidence
5. Analysis	Data examination	Investigation, correlation	Findings
6. Presentation	Results communication	Reporting, testimony	Final report

Detailed Phase Analysis:

Phase 1 - Preparation:

- **Tool readiness:** Forensic software installation
- **Hardware setup:** Write blockers, imaging devices
- **Documentation templates:** Chain of custody forms
- **Team preparation:** Role assignments, training
- **Legal preparation:** Warrant requirements, permissions

Phase 2 - Identification:

- **Scene survey:** Evidence location mapping
- **Device inventory:** System identification
- **Volatile evidence:** Memory, network connections
- **Priority assessment:** Critical evidence first
- **Photography:** Scene documentation

Phase 3 - Collection:

- **Live system analysis:** Memory acquisition
- **Disk imaging:** Bit-for-bit copies
- **Network evidence:** Log files, packet captures
- **Mobile devices:** Physical/logical extraction
- **Cloud evidence:** Remote data acquisition

Phase 4 - Preservation:

- **Hash generation:** MD5, SHA-256 checksums
- **Write protection:** Hardware/software blocking
- **Storage security:** Tamper-evident containers
- **Chain of custody:** Handling documentation
- **Backup creation:** Multiple evidence copies

Phase 5 - Analysis:

- **File system examination:** Directory structure analysis
- **Deleted data recovery:** Unallocated space searching
- **Timeline creation:** Event chronology
- **Keyword searching:** Relevant content identification
- **Pattern recognition:** Behavioral analysis

Phase 6 - Presentation:

- **Report writing:** Findings documentation
- **Visual aids:** Charts, diagrams, screenshots
- **Expert testimony:** Court presentation
- **Peer review:** Quality assurance
- **Archive maintenance:** Case file storage

Best Practices:

Technical Standards:

- **Tool validation:** Regular calibration
- **Methodology consistency:** Standard procedures
- **Quality control:** Verification checks
- **Documentation completeness:** Detailed records

Legal Requirements:

- **Admissibility standards:** Court requirements
- **Chain of custody:** Unbroken documentation
- **Expert qualifications:** Professional certification
- **Cross-examination preparation:** Defense against challenges

Quality Assurance:

Check Point	Verification	Documentation
Evidence integrity	Hash comparison	Verification logs
Tool reliability	Calibration tests	Certification records
Process compliance	Standard adherence	Procedure checklists
Report accuracy	Peer review	Review signatures

Common Challenges:

- **Encryption:** Data protection barriers

- **Anti-forensics:** Evidence hiding techniques
- **Volume:** Large data sets
- **Volatility:** Temporary evidence
- **Legal complexity:** Jurisdiction issues

Success Factors:

- **Systematic approach:** Methodical investigation
- **Technical expertise:** Skilled personnel
- **Proper tools:** Adequate resources
- **Legal knowledge:** Compliance understanding
- **Documentation discipline:** Thorough records

Mnemonic: "Proper Planning Prevents Poor Performance" (Preparation, Preservation, Processing, Presentation, Proof)